



Springer Nature

Daria Iovcheva

July 05, 2018

Odessa

**SPRINGER NATURE**

# SPRINGER NATURE created in 2015 – a new force in publishing

3 Divisions



Research

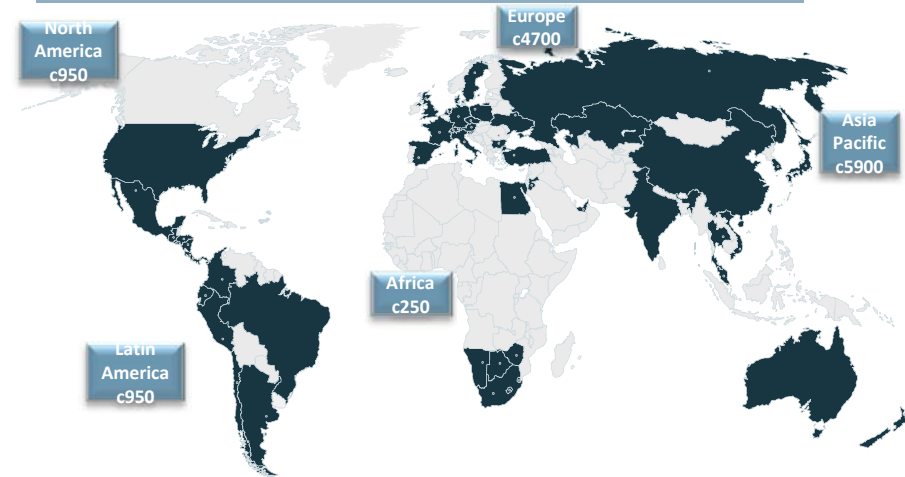


Education

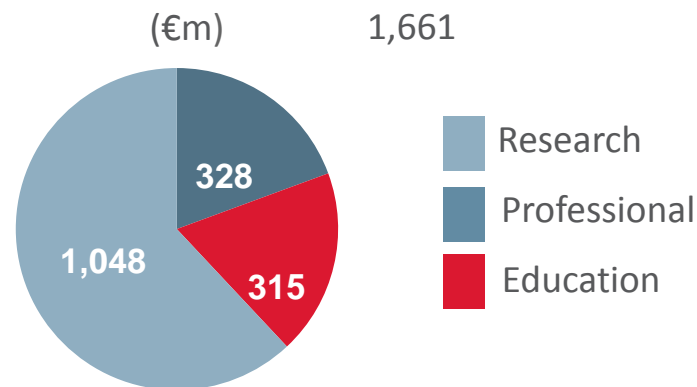


Professional

13,000 employees



Revenues



Leading brands and journals



# SPRINGER NATURE

**#1 journal publisher** (over 3000 Journals)

**#1 book publisher** (around 200.000 eBooks)

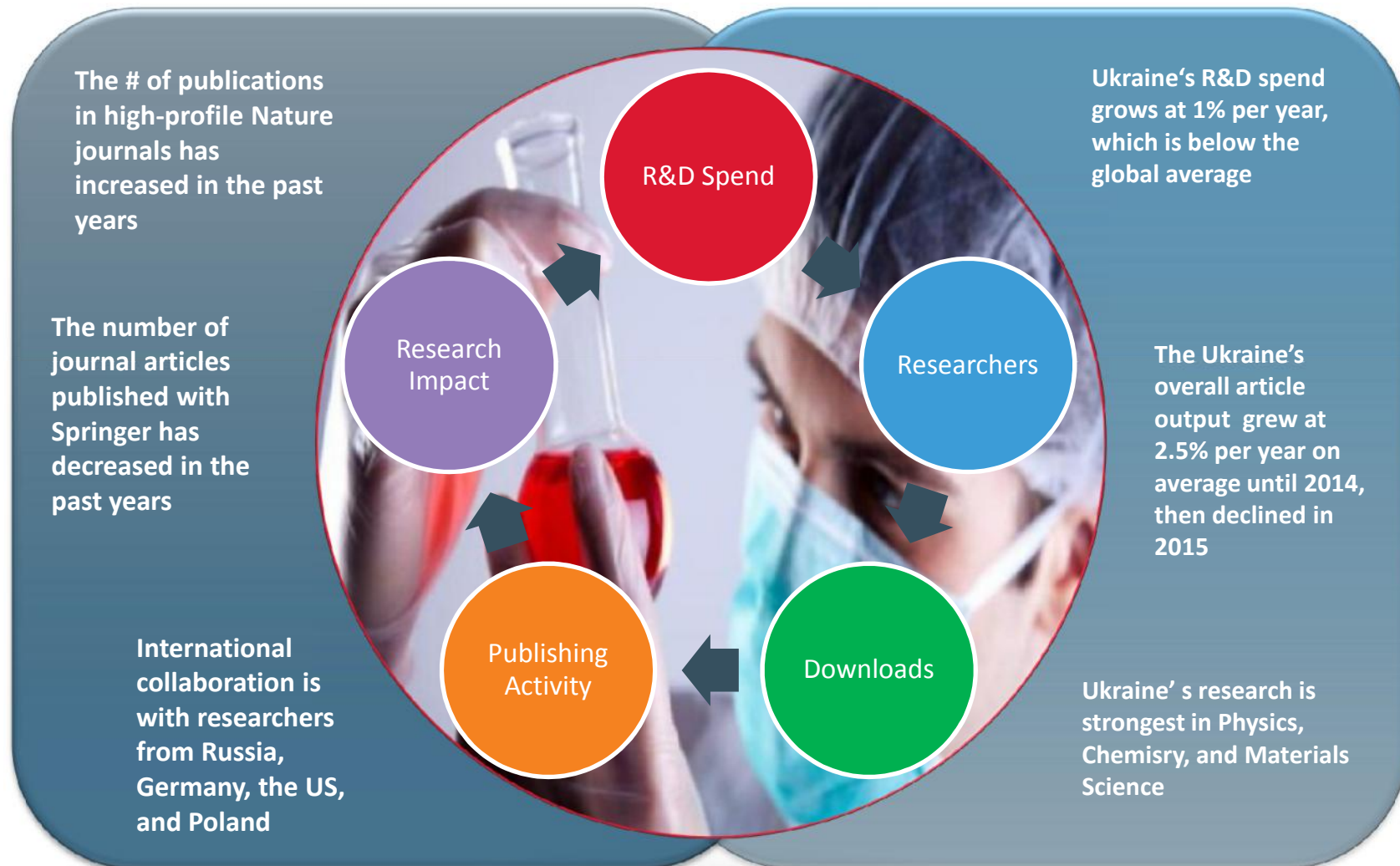
**#1 OA publisher** (over 500 OA journals)

**4 unique research databases**

**OUR MISSION** has always remain unchanged

Helping researchers, students,  
teachers & professionals to discover,  
learn and achieve more

## Summary

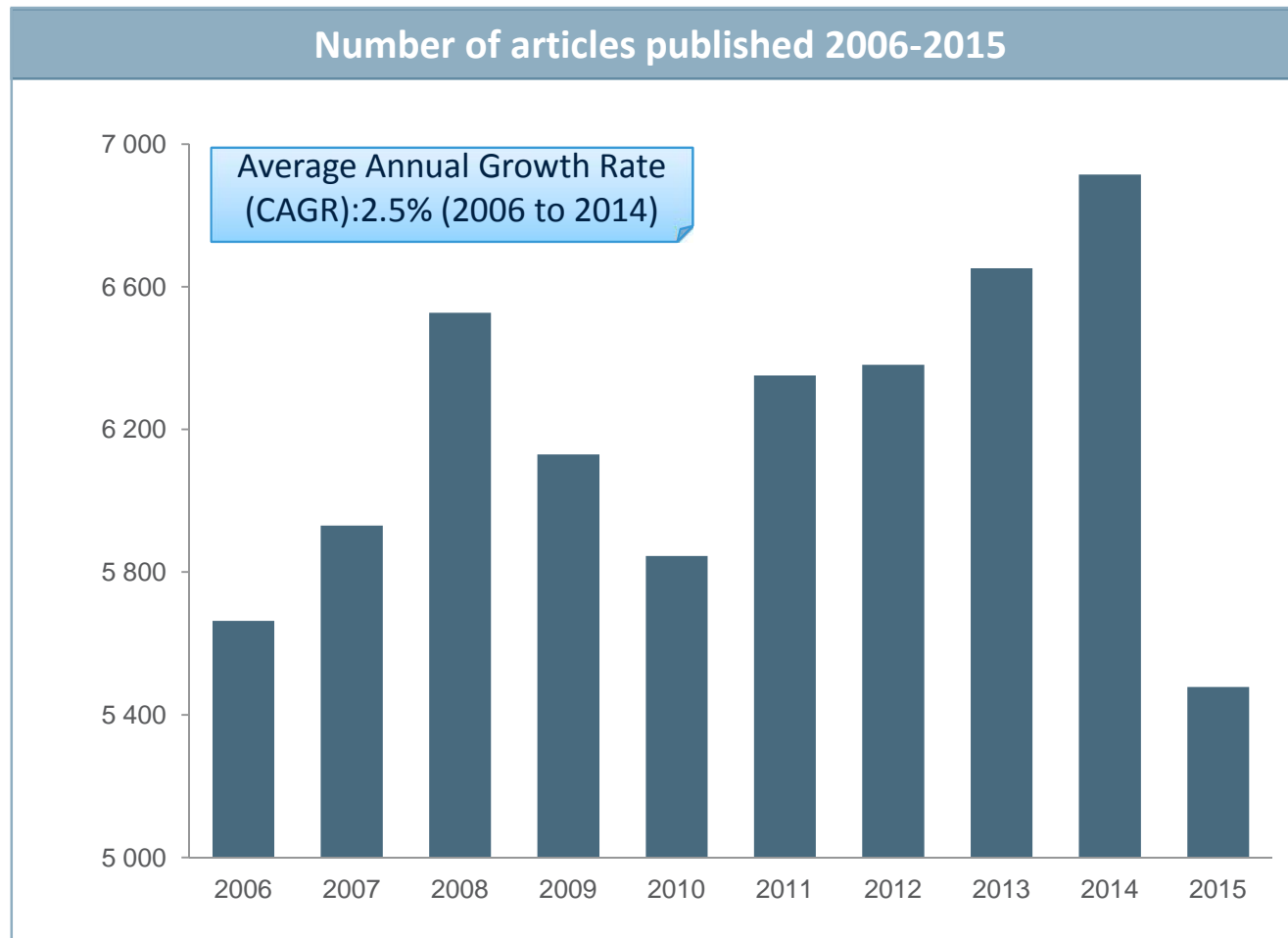


## Ukraine's R&D spend grows at 1% per year, which is below the global average

Country	# of Researchers 2017	Average Annual Growth of # of Researchers 2009 to 2017 (CAGR)	R&D Expenditures (in current PPP\$ 000s)	Average Annual Growth of R&D Expenditures 2009 to 2017 (CAGR)	R&D Expenditures as % of GDP 2017
Poland	71,472	4.00%	7,918,126	13.00%	0.87%
Czech Republic	34,271	4.50%	5,812,939	12.20%	1.91%
Hungary	25,038	5.70%	3,249,569	8.00%	1.41%
<b>Ukraine</b>	<b>52,626</b>	<b>-3.9%</b>	<b>2,984,913</b>	<b>1.1%</b>	<b>0.76%</b>

Source: UNESCO.

## Ukraine: Article output grew at 2.5% per year on average until 2014, declined in 2015



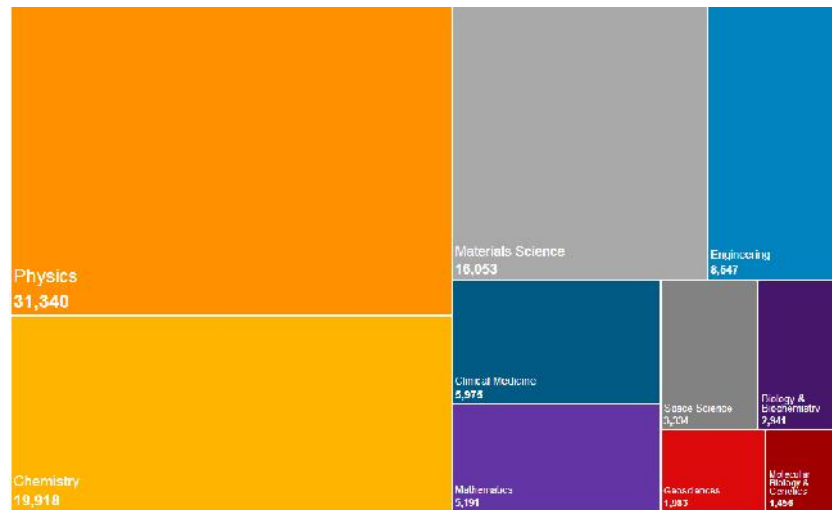
Source: Thomson Reuters InCites

### Global Average Annual Growth in Article Output (CAGR)

Asia	11.5%
Eastern Europe	6.3%
Western Europe	5.7%

# Ukraine: Article output is strongest in Physics, Chemistry and Materials Science

# Articles published



# Citations of these articles



Source: Thomson Reuters InCites; 2011 - 2015



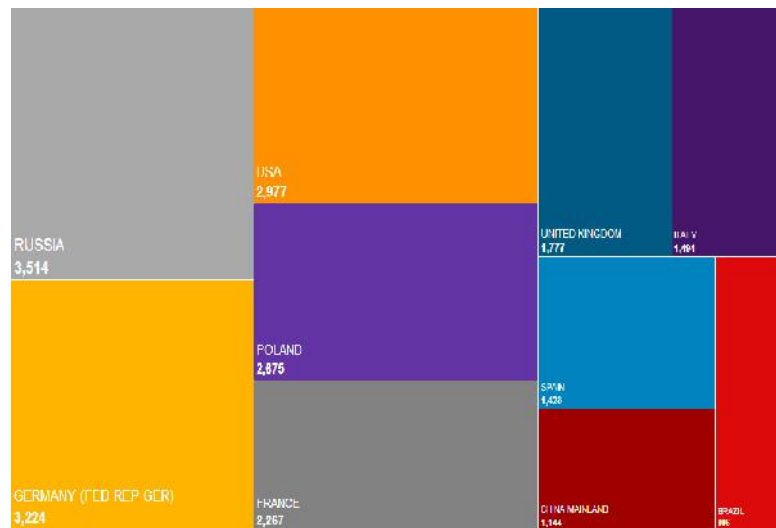
## Ukraine: National Academy of Sciences Ukraine is the top publishing institution

Rank	Institution	Articles 2011-2015
1	National Academy of Sciences Ukraine	10,983
2	Taras Shevchenko National University Kiev	2,796
3	Kharkov Institute of Physics & Technology	1,749
4	VN Karazin Kharkiv National University	1,559
5	Ivan Franko National University Lviv	898
6	B. Verkin Institute of Low Temperature Physics	819
7	Bogolyubov Institute of Theoretical Physics	691
8	Odessa I. I. Mechnikov National University	493
9	A.A. Bogomoletz Institute of Physiology	334
10	Ukrainian Academy of Medical Sciences	326

Source: Thomson Reuters InCites; 2011 - 2015

# Ukrainian researchers co-publish the most with researchers from Russia, and Germany

# Articles published in international cooperation\*



\*Articles published by authors from Russia with authors from other countries

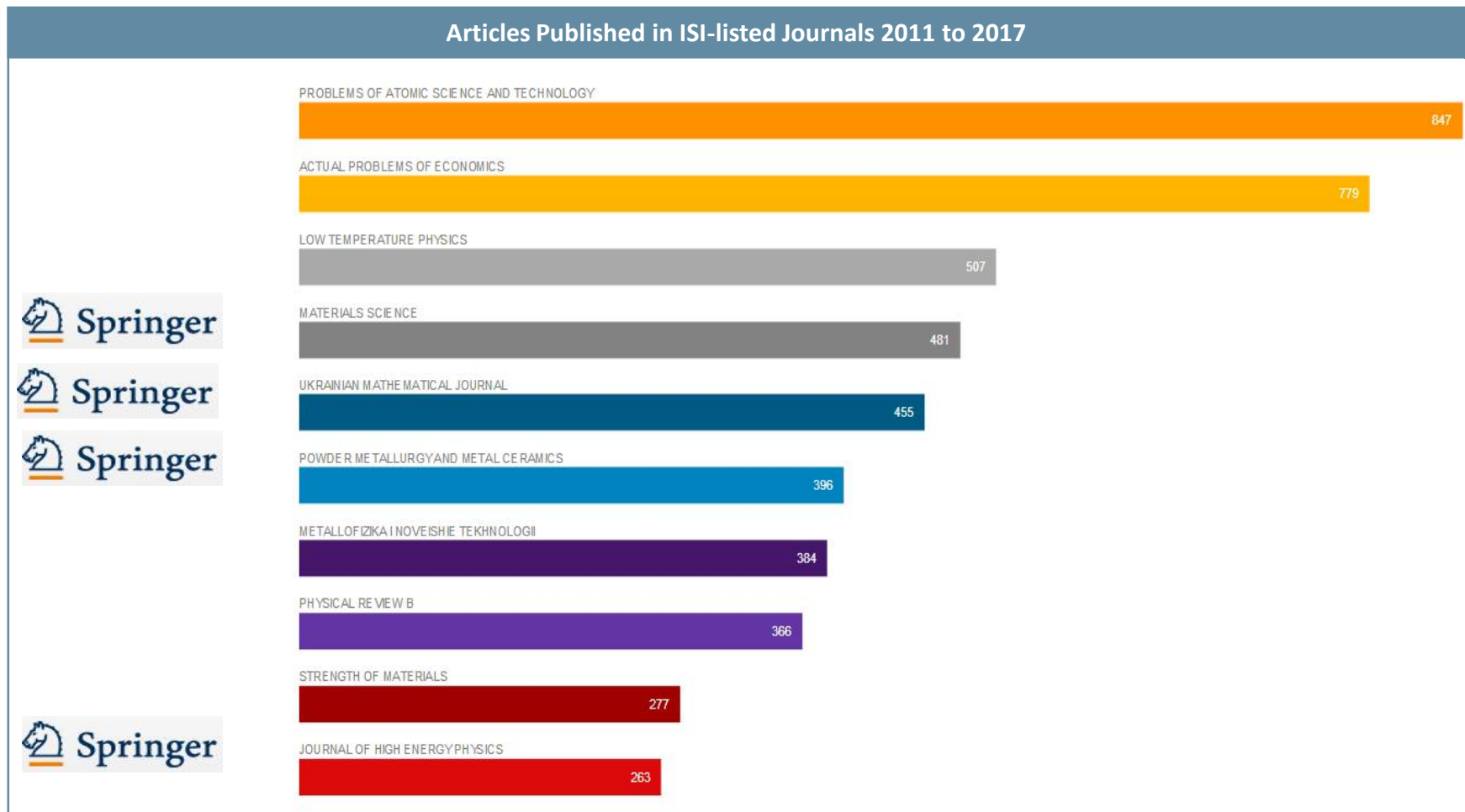
# Citations of these articles\*



\*Citations of articles published by authors from Russia with authors from other countries

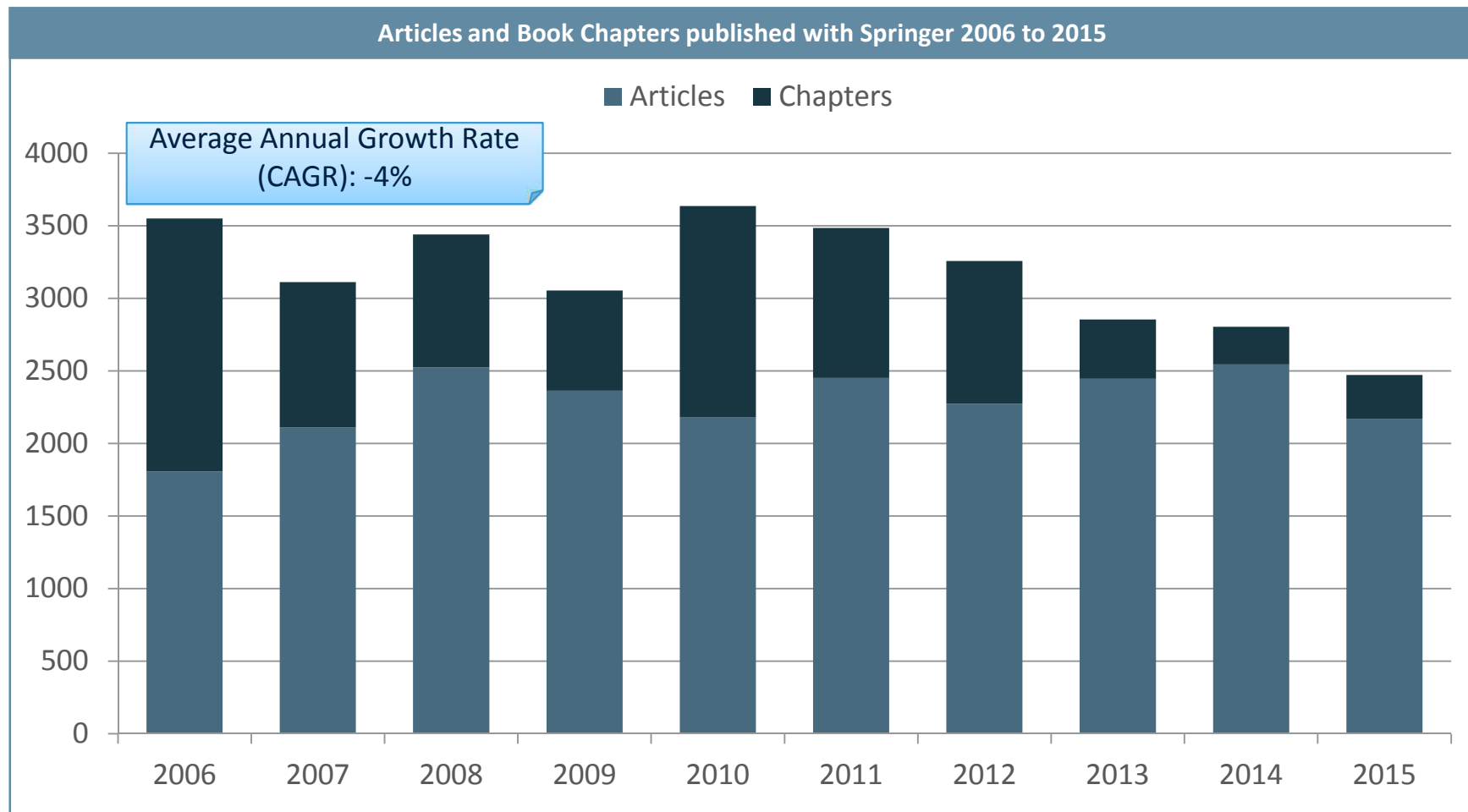
Source : Thomson Reuters InCites; 2011 - 2015

# Top 10 journals researchers from Ukraine publish in



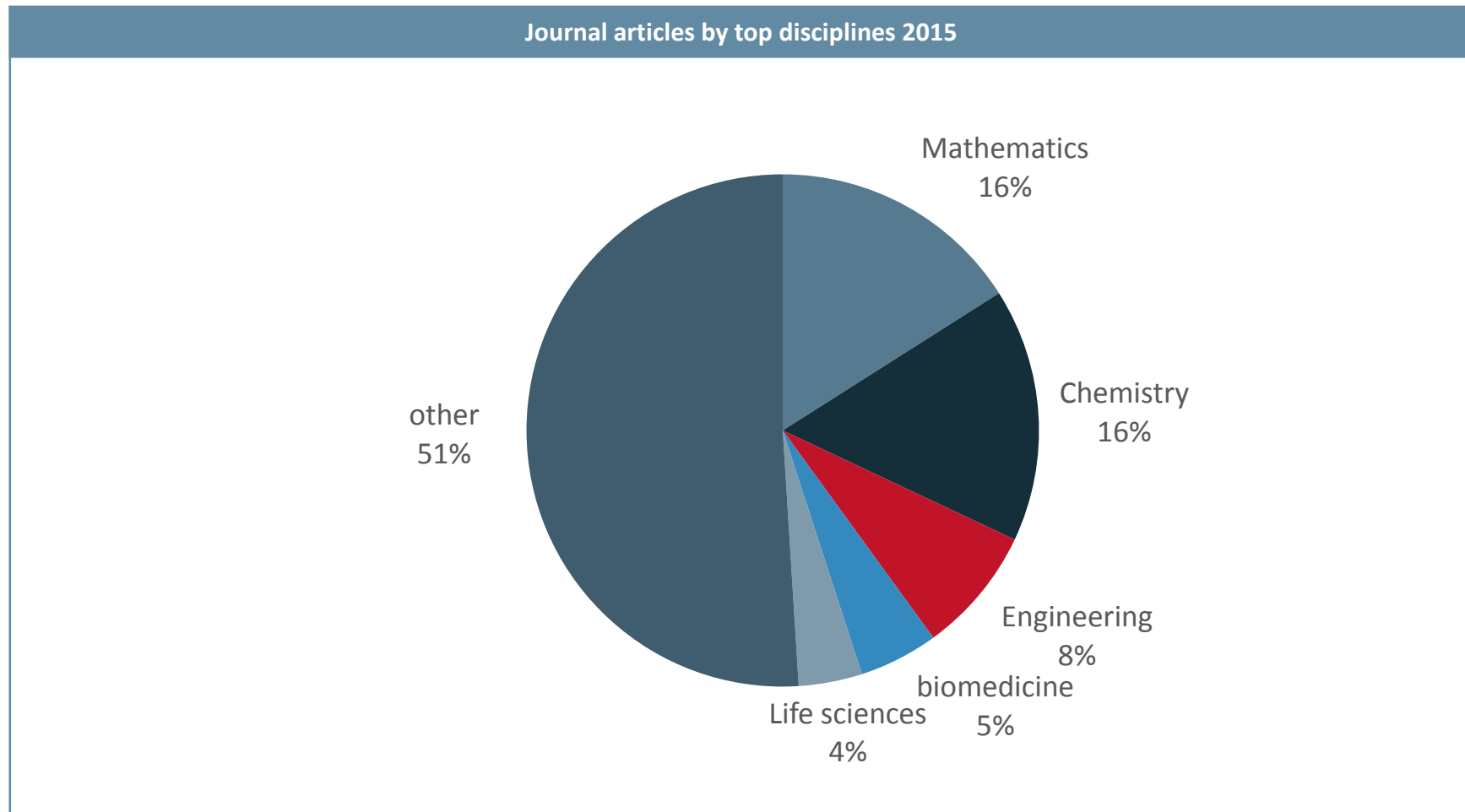
Source : Thomson Reuters InCites; 2011-2015

## Ukraine: The number of journal articles and book chapters published with Springer have decreased in the past years



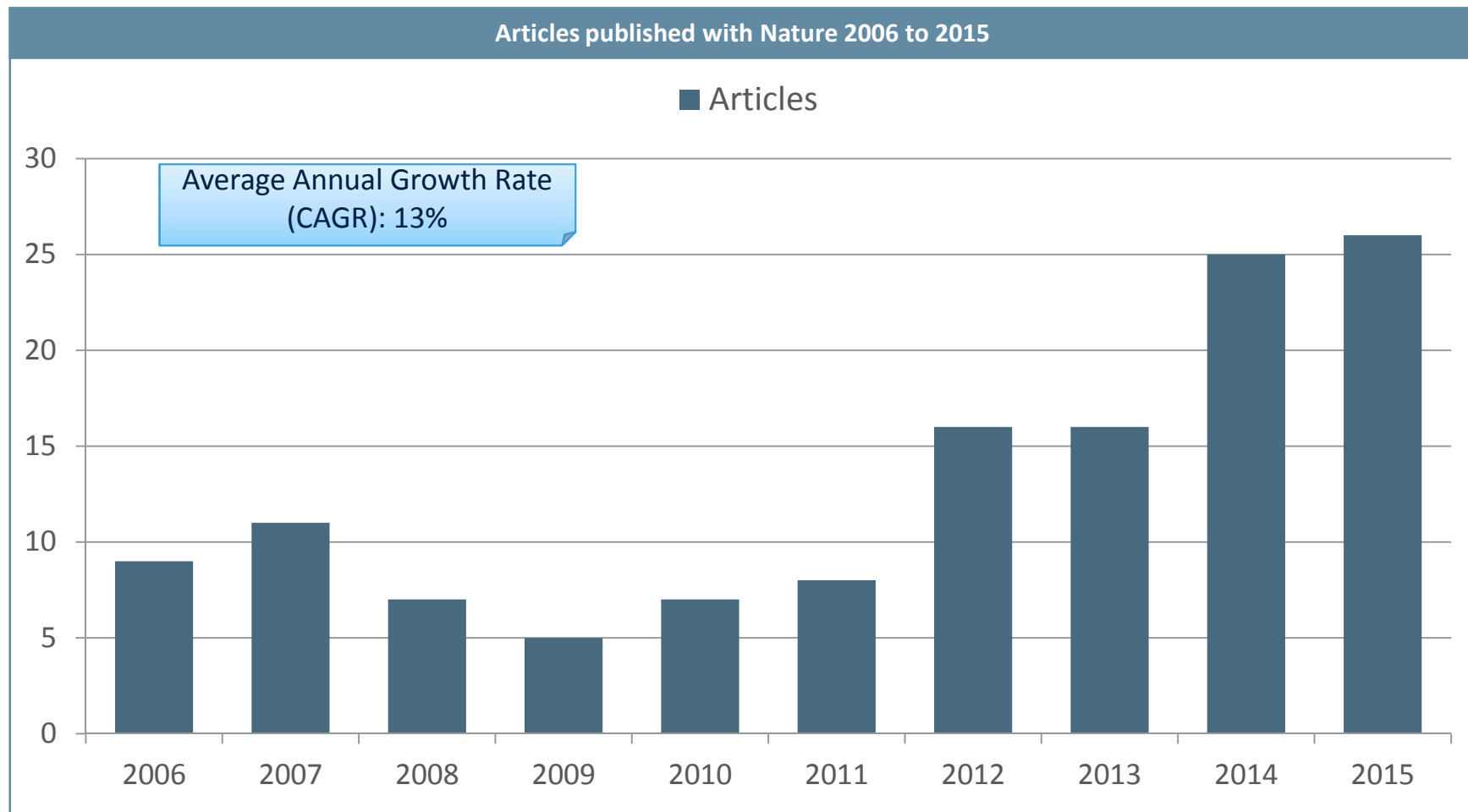
Source: Authormapper

## Ukraine researchers publish the most in Springer's Mathematics and Chemistry journals



Source: Authormapper

## Researchers from Ukraine published increasingly in Nature journals in the past years



Source: Thomson Reuters InCites; includes all ISI-listed Nature Research and Nature Reviews Journals as well as Open Access Journals; includes Palgrave Macmillan Journals

## Ukraine: Top Nature journals by article output 2015

Rank	Journal	Articles 2011-2015
1	NATURE COMMUNICATIONS	22
2	SCIENTIFIC REPORTS	19
3	PEDIATRIC RESEARCH	9
4	NATURE	8
5	BRITISH JOURNAL OF CANCER	8
6	JOURNAL OF INVESTIGATIVE DERMATOLOGY	5
7	NATURE MATERIALS	4
8	NATURE PHYSICS	4
9	AMERICAN JOURNAL OF GASTROENTEROLOGY	3
10	NATURE CHEMISTRY	3

Source: Thomson Reuters InCites; includes all ISI-listed Nature Research and Nature Reviews Journals as well as Open Access Journals; includes Palgrave Macmillan Journals

# Thank you!

Daria Iovcheva

[Daria.iovcheva@springernature.com](mailto:Daria.iovcheva@springernature.com)

+7 925 016 01 56

**SPRINGER NATURE**